










# External Leveller

Fast Setting, External  
Self Levelling Floor Compound

## PROFESSIONAL FLOORING PRODUCTS

-  Developed For Use Externally
-  Apply From 2mm – 50mm  
In One Application
-  Suitable For Use As A Wearing Surface
-  Ideal For Use In Swimming Pools
-  Moisture Tolerant
-  Foot Traffic After 3 Hours
-  Suitable For Use Under Artificial Turf
-  Tile After 3 Hours
-  Pumpable

IDEAL FOR  
EXTERNAL  
USE

Suitable For  
Use In  
SWIMMING  
POOLS

Walk On  
And Tile  
After  
3 Hours



# TILEMASTER **EXTERNAL LEVELLER**

## Fast Setting, External Self Levelling Floor Compound

### **DESCRIPTION:**

External Leveller is a fast setting, fibre reinforced self levelling and smoothing compound formulated especially for smoothing and levelling subfloors externally.

The specially formulated powder of Tilemaster External Leveller gives an extremely strong, fast setting, free flowing mix that can be applied from 2mm to 50mm in one application. External Leveller is ready to receive light foot traffic after 3 hours and can receive floor coverings such as ceramic, porcelain and natural stone tiles after 3 hours.

Tilemaster External Leveller has excellent flow and adhesion properties making it suitable for a wide range of both commercial and domestic applications. Tilemaster External Leveller is suitable for use over a range of substrates including concrete, sand/cement screeds, power floated concrete, ceramic, porcelain, natural stone and terrazzo tiles and epoxy damp proof membranes.

Once mixed, Tilemaster External Leveller will remain workable for 20 – 30 minutes and it will accept light foot traffic after 3 hours in ideal conditions. Ceramic, porcelain and natural stone tiles can be applied after 3 hours.

### **PREPARATION:**

Before starting, all substrates must be clean, dry and strong enough to support the weight of the leveller and the final floor covering being applied. Remove all dust, dirt, oil, grease and other contaminants that may affect adhesion. Remove any loose or flaking layers, laitance should be removed from concrete surfaces. Where traces of tile adhesive residue remain, these must be checked to ensure that they are strong, sound and well adhered to the substrate in order to receive a levelling compound.

If External Leveller is used in an installation that will be submerged, such as swimming pools, the product must be allowed to cure for 28 days before being submerged in water to allow for full curing times.

### **PRIMING:**

Substrates require priming prior to the application of Tilemaster External Leveller. Priming the substrate will minimise the risk of pinholes forming, allow for the best flow properties and will also prolong the working time of the product.

**Porous Surfaces:** Suitably prepared and sufficiently dry substrates, prime with Tilemaster Primeplus diluted 1 part Primeplus to 3 parts water. If the substrate is overly porous then further coats of diluted primer may be required.

**Non-Porous Surfaces:** Substrates such as Tilemaster FAST One Coat DPM and existing ceramic, porcelain and natural stone tiles should be primed with one coat of Tilemaster Prime+ Grip.

Primers should be used in accordance with instructions printed on the bottle and must be allowed to dry before applying Tilemaster External Leveller.

### **MIXING AND APPLICATION:**

A 25kg bag of Tilemaster External Leveller requires 4.8 – 5.0 litres of water. Add the pre-measured water to a clean bucket and slowly add the powder whilst mixing with an electric paddle. Mix until a smooth and lump free consistency is obtained. Do not add further water once mixed. Exceeding 5.0 litres of water per 25kg will result in water bleed, extended drying times, a weakened mix and poor surface finish.

**N.B:** Once mixed, Tilemaster External Leveller will remain workable in the bucket for 20 - 30 minutes at 23°C. Due to the rapid setting properties of Tilemaster External Leveller, it is important to apply the mixed product without delay.

Pour the compound onto the prepared surface and trowel to the required thickness of between 2mm and 50mm. If the application thickness of compound applied allows, the use of an aeration roller can be used, but is not required, to remove entrapped air and smooth out flow lines. The setting time will then depend on atmospheric conditions/temperatures - it will be slowed by lower temperatures and accelerated by higher temperatures. If a depth greater than 50mm is required, allow the first application to dry and prime the surface with Tilemaster Primeplus at a 3:1 ratio before applying a subsequent coat.

Alternatively, the product can be mixed with bulking aggregates to provide a greater application depth and / or to enhance the products coverage rate. For further information on the correct aggregates to be used and for ratios of bulking aggregate to be added to the mix, please call the Tilemaster Office on 01772 456831.

### **PUMP APPLICATIONS:**

Tilemaster External Leveller is ideal for pump applications. Mix in accordance with the pump manufacturer's instructions and ensure that regular flow checks are carried out. Ensure the water content is correct and that there is no surface separation. Test samples of the product must be conducted to ensure the pump lines are able to send product through before the product starts to set.

### **SETTING AND COVERING:**

In ideal conditions, Tilemaster External Leveller will accept light foot traffic after 3 hours. At this point, Tilemaster External Leveller is ready to receive floor coverings such as ceramic, porcelain and natural stone tiles. Thicker applications may require a longer time to dry prior to applying floor coverings. If there has been moisture ingress from ambient conditions, the drying time may be restricted. The critical moisture content for the flooring in question must be observed.

# TILEMASTER **EXTERNAL LEVELLER**

## Fast Setting, External Self Levelling Floor Compound

Screed classification	CT-C30-F10 to EN13813
Working time @ 23°C	20 – 30 minutes
Time to foot traffic @ 23°C	3 hours
Application thickness	2mm – 50mm
Compressive strength N/mm <sup>2</sup> (BS EN 13892)	1 day > 14.0 7 day > 22.0 28 day > 30.0
Flexural strength N/mm <sup>2</sup> (BS EN 13892-2)	1 day > 4.0 7 day > 6.0 28 day > 10.0
Coverage	25kg will cover 5m <sup>2</sup> at 3mm thickness
Flow properties using 30mm x 50mm flow ring	135mm – 145mm
Minimum application temperature	5°C
Shelf life	Stored correctly this product has a shelf life of 6 months
Colour	Grey
Pack size	25kg
Note	All work must be carried out in accordance with British Standard Code of Practice.


### HEALTH AND SAFETY

Tilemaster External Leveller contains cement. Irritant to respiratory system. Risk of serious damage to eyes, therefore avoid contact with eyes and prolonged contact with skin. Do not breathe dust. In case of contact with eyes, rinse immediately with plenty of water and seek medical advice. After contact with skin, take off immediately all contaminated clothing, and wash immediately with plenty of water and soap. Wear suitable gloves (e.g. cotton gloves soaked in nitrile) and eye/face protection. If swallowed, seek medical advice immediately and show this container or label. Keep out of reach of children. Low in chromates.

For further information, refer to the Material Safety Data Sheet.

The information contained on this Technical Data Sheet is given voluntarily and in good faith. It is to the best of our knowledge true and accurate; however, it may contain information which is inappropriate under certain conditions of use. The company cannot accept responsibility for any loss or damage due to inappropriate use or the possibility of variations of working conditions and of workmanship outside our control.

**NOTE:** This product is not designed nor potentially suitable for the repair or making good of newly installed screeds that have been installed being knowingly faulty, out of manufacturers specification or with defects outside of the manufacturers or installers usual standards and specification.

 <b>19</b> DoP 060	
Tilemaster Adhesives Ltd Kerakoll Group Tomlinson Road Leyland   PR25 2DY United Kingdom	
<b>EN 13813:2002</b> <b>CT-C30-F10</b> Fast drying cement based self leveling compound for external locations	
Reaction to fire	NPD
Release of corrosive substances	CT
Water permeability	NPD
Water vapour permeability	NPD
Compressive strength	C30
Flexural strength	F10
Wear resistance	NPD
Sound insulation	NPD
Sound absorption	NPD
Thermal resistance	NPD
Chemical resistance	NPD